

Radnor Primary School Ysgol Gynradd Radnor

Newsletter 38

10th July 2026



Together we can do our best!

Be Ready

Be Respectful

Be Reliable

Be Responsible/Safe

Dates for your Diary

JULY

- Thursday 16th July – PCSO's in school – Stranger Danger Assemblies
- Thursday 16th July – 1:30pm Year 6 Leavers Performance
- **Monday 20th July – INSET Day 6 – School closed for children.**

September

- **Tuesday 1st September – INSET Day 1 – School closed for children**
- **Wednesday 2nd September – INSET Day 2 – School closed for children**



Term Dates

Autumn Term 2026			
Term Start	Half Term Start	Half Term End	Term End
Tuesday 01/09/2026	Monday 26/10/2026	Friday 30/10/2026	Friday 18/12/2026

Spring Term 2027			
Term Start	Half Term Start	Half Term End	Term End
Monday 4/01/2027	Monday 8/02/2027	Friday 12/02/2027	Friday 19/03/2027

Summer Term 2027			
Term Start	Half Term Start	Half Term End	Term End
Monday 5/04/2027	Monday 31/05/2027	Friday 04/06/2027	Tuesday 20/07/2026

All schools will be closed on **Monday 3rd May 2027** for the May Day Bank Holiday

INSET Days 2026/2027 – Updated Dates

Due to the school being invited to be one of ten school's to be involved in a pilot with Welsh Government and Professional learning taking place on the 1st September, the 2nd September will also be an INSET day. There will no longer be an INSET day on Monday 5th April 2027.

1	2	3	4	5	6
Tuesday 1 st September 2026	Wednesday 2 nd September 2026	Friday 27th November 2026	Monday 4th January 2027	Friday 30th April 2027	Friday 25th June 2027

School Admission Dates 2026/2027

Secondary Places for Year 7 September 2027

Please be aware that the application period for Secondary places in 27/28 has been changed by Welsh Government. All applications must be closed by 31st October.

Friday 4th September 2026 - The online application service opens.

Apply online at: www.cardiff.gov.uk/secondaryadmissions

Friday 30th October - Deadline for secondary school applications. Application service closes.

School Uniform for September 2026

We have a school uniform at Radnor Primary School, and we expect all the children to wear our school uniform as it provides a sense of identity and community within the school.

It consists of:

- A jade green sweatshirt with our school's name and badge
- White or navy polo shirt, either plain or with our school badge
- Grey, black or navy trousers, skirts, trousers or pinafores
- Green dress for the warmer weather
- Black, grey or navy shoes

School uniform can be purchased from 'Cardiff Embroidery'.

[Radnor Primary School Uniforms - Cardiff Embroidery](#)



Alternatively, you can purchase the uniform without the school logo from Asda.

[School Uniform Shop | Shoes & Clothes | George at ASDA](#)

Homework bags, gym bags, PE t-shirts, are also available to purchase.



Children must wear school uniform when taking part in any school visit for ease of identification.

P.E

From September 26, we will be introducing a P.E uniform and the children will continue to wear their P.E kit into school on the days they have P.E and remain in it for the entire day.

Class P.E days are as follows:

Dosbarth Enfys	Dosbarth Coch	Dosbarth Oren	Dosbarth Melyn	Dosbarth Gwyrdd	Dosbarth Glas	Dosbarth Indigo	Dosbarth Fioled
Tuesday Friday	Tuesday Thursday	Wednesday Friday	Monday Thursday	Tuesday Thursday	Tuesday Thursday	Monday Tuesday	Tuesday Friday

We ask them to wear their P.E kit to school and to remain in their P.E kit for the rest of the day.

The P.E kit does not have a school logo and is as follows:

- **Navy bottoms:** shorts, cycling shorts, leggings, jogging bottoms.
- **Navy jumper:** sweatshirt or hoodie
- **Trainers**
- **Plain white t-shirt**



Following consultation, we will be introducing the coloured t-shirts to match the house colours for September 2027. Our new Reception class will be implementing this from September 2026, and this is also open to remaining pupils in the school.

Llongyfarchiadau! – Congratulations

★★★Seren Y Wythos ★★★

Dosbarth Enfys	Dosbarth Coch	Dosbarth Oren	Dosbarth Melyn	Dosbarth Gwyrdd	Dosbarth Glas	Dosbarth Indigo	Dosbarth Fioled
Mahi	Nyla	Elin	Winnie	Luca	Ayla	Ava	David

★★★Siaradwr Cymraeg Yr Wythnos ★★★

Dosbarth Enfys	Dosbarth Coch	Dosbarth Oren	Dosbarth Melyn	Dosbarth Gwyrdd	Dosbarth Glas	Dosbarth Indigo	Dosbarth Fioled
Sophie	Lola	Renas	Felix	Lucia	Fraser	Tuga	Harry



Radnor Young Writer Award – Summer Term 2

Dosbarth Enfys	Dosbarth Coch	Dosbarth Oren	Dosbarth Melyn	Dosbarth Gwyrdd	Dosbarth Glas	Dosbarth Indigo	Dosbarth Fioled
Ewan	Lincoln	Lamarana	Alisa	Gianella	Lukas	Mason	Jack

Dosbarth Enfys - Ewan



Focus: To write a story opening. (Star in the Jar-RSW)

18.06.26

Support from a Sound Mat.

Ewan

The little boy
likes looking for
treasure
cheshire. He
found a star in
the grass.



f f f f s s s s

30th June

Focus: To write an explanation text



The BUBELGUM 2000

This is a massive machine
Can shoot BUBELGUM!
It is a weapon in war!
It is made of recycled metal.

08/10/26.

(TA) (CP)

- you twist the key to turn it on
- you press your foot on the red pedal to move it
- the BUBELGUM is EXPLOSIVE
- to turn it OFF you pull the black lever

Dosbarth Oren- Lamarana

Once upon a time there was Oberon and Titania. King Oberon played a evil trick on Titania. They had a big argument.

There were four young friends, Lysander, Hermia, Helena and Demetrius. Puck played a trick and everyone fell in love with the wrong person. It was funny and so confusing. ✓

King Oberon told Puck to put magic juice on Titania's eyes. It causes a big mix up! ✓
Everyone fell in love with the wrong friend.
Titania saw Nick and fell in love. ✓

Oberon and Puck fixed everything and the friends were happy. ✓ Titania and Oberon stopped fighting. They returned to the city and they lived happily ever after. ✓

Dosbarth Melyn - Alisa



when I was a toddler I went to nursery I had a toy and I ~~was~~ when I was 3. I liked went to the park.

playing and snack time. I liked playing

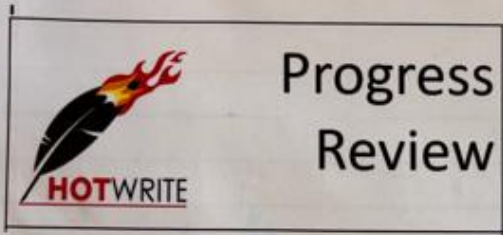


~~was~~ int the water. I liked snacks. I liked playing with my teddy bear.



I am in Radnor primary school. I am in class melyn. My teacher is mrs phillips. I like playing with my friend Felix and Enys.

Dosbarth Gwyrd - Gianella



disappeared
disappeared
disappeared

20th ~~20th~~ ²⁰²⁵ ~~dear diary~~ dear diary 20th of march 2025 I
~~think~~ think today my ~~trif~~ life has disperped we left
everything behind our friends welcoming smiles how do you
decide what to pack for your rest of your life?
there ~~were~~ were tears in my eyes when I heard
heard that we ~~was~~ had to ~~leave~~ Should
~~test~~ test lest chechha alone? ~~or~~ or ~~test~~ lest all my toys?

watched
wate
watched
wat

when ~~to~~ we ~~was~~ went in the car I watched
my house when we ~~was~~ were ~~stew~~ driving away I had
tears bears in my ~~eyes~~ eyes and I did not like it
It was hartbroken and no longer I saw my house it
disperped and it was so hard to say
goodbye we ~~were~~ were nurly ^{SP} on are are ~~way~~ way it
was harrowing.

nearly
nearly
nearly

When we arrived it was a big one and large I could
~~not~~ not breace when I thout thout of my house at
first I did not like it but then I started to like

thought
thought
thought

to let it a bit bit but not as much as my old
old house. I like went to shcool but I only had
one friend + but she was nice and to me and amazing
But I still + thout as my most old of old + trout
house but + I still like like it a bit.

Dosbarth Glas - Lukas



MISSION LOG: MOON LANDING

DESCENDING

Maintaining a continuously steady velocity throughout, we soared ever closer to the intended landing site on the lunar surface using our ship, which was named the Eagle. The onboard computer worked exceedingly efficiently, ensuring a smooth touchdown. We immediately established communication with Mission Control at 08:58, which was upon arrival, and prepared to disembark the spacecraft by examining and inspecting the spacesuits one last time. Finally, we had completed the perilous descent, landing perfectly within the realms of the proximity. I looked out our vessel's window, and knew we had not even survived half the hazard yet.

DESCRIPTION OF LANDING SITE

Finally on the lunar surface, we first assessed the area, ready for calculating the landing zone's diameter. Prior to this, we had unpacked the recording apparatus. I found this place, which was named the Tranquility Base, was an ideal landing site, and wanted to share this information with



possible future astronauts. This impulse led us to capturing a full photographic record of the area. The calculations completed showed us that the crater was about 500m in diameter (covered with breccias and basalt). We next established connection with Mission Control, whose recalculation brought the same result as ours earlier on. This was expected. We knew it must not take too much time, and with that willpower, we stayed well within our time limits. Despite Mission Control's pre-mission assurance that the suits would protect us from the subzero temperatures outside, we still did not dare put all our trust into the highly intricate suits. After all, even the newest technology can not have a guarantee to work.

TASKS CARRIED OUT

Immediately afterwards, we started the rock collection. We only found breccias and basalt, which matched a theory about how the earth was formed. Apparently, the Moon was once part of the Earth, and breccias and basalt can also be found on Earth. This theory might not be the only knowledge proved; we shall soon know more knowledge than ever before. When we had safely stored



and decontaminated all the samples (which ranged from 19 grams to 21 kilograms in weight), we started to measure the Moon's magnetic field, whose strength was very close to the estimates the experts had made. Lest we might one day come again, we also tested out the Moon buggy, which worked extremely well. Plus, we gathered some images of other areas, finding that the crater in which we had landed was not the only one. Also, the landscape was frighteningly quiet. Last of all, we checked for 'Moonquakes' using seismometers. 'Moonquakes' are similar to earthquakes on Earth, except they take place on the Moon.

EQUIPMENT PERFORMANCE

Most of the equipment worked flawlessly. However, there are some recommendations I must make. The tether ought to be somewhat more sturdy, as when a colleague clipped it on, they found that it was to some degree frayed. This meant that we had one active person less in our crew, significantly decreasing the amount of samples collected by 10 kilograms alone. We collected another 10 kilograms less because the visors were slightly blurry,



which meant that we could not execute our tasks to our best, resulting in other inefficiencies as well. Nevertheless, at least my visor protected me from the dust that dissipated beneath me. The rest of the equipment worked very well (except the computer, we seemed to have problems navigating), I wonder how well it will work in the future. My advice is that you check the tether next time to avoid having a broken one on the expedition.

DEPARTURE

To end our arduous trek, we subsequently embarked our lunar module. Once we were safely inside, we re-established connection with Mission Control. This was more demanding than anticipated as the previously mentioned problems extended this section of our quest. Also, there were some inaccurate readings made by the onboard computer, forcing us to recalculate. I then looked at the lunar surface one last time before giving the command for lift-off. Two hours later we finally docked with the orbiter, manned by another of our colleagues. Despite knowing that our spaceship's shields would protect us from the extreme temperatures outside, we were still tremendously anxious to



return onto the Blue Planet. Because we knew we had to, we did, after yet more preparation, send our capsule on course back to Earth. Could this be the greatest scientific breakthrough ever?

Dosbarth Indigo – Mason



Mission Log: Clone 7

Name: Mason Samuel Gameiro Vicker

Mission: scientific exploration

Date: 6/7/2036

Report on Landing and gearing up

Our descent towards the lunar surface was rough and pugnacious as we descended closer, our navi computer overloaded and we had to manually steer the craft. It had felt sickening just to know that our captain (who should have trained to manually steer a craft and had never manually steered a spacecraft before) had to land us on the lunar surface. We had felt a massive judder as we landed on the lunar surface. We finally felt secure at that moment. Finally we started to put on our space suits and made sure everything was secure. At that moment, the oxygen tank was full and working so we waited for the all clear...



Report on landing sites and features

Finally when we had received the all clear, which should have come earlier, we started to lower the ladder but then it would not go fully down and we had to force it down with everyone working at once. As we scanned the barren land we noticed dozens of minotaur rocks strewn across the acres of lunar surface. By the looks of the site it seemed we had landed by the Sea of Tranquility. The long pitch black craters seem to be full with braccias and basalt everywhere we had looked - it was the perfect landing site for future operations.

Tasks carried out and samples collected

First we had taken out the moon buggies and set out to scavenge for lunar samples. Soon after that we had set up the scientific instruments to record any mysterious footage or sounds and send it back to base. Afterwards, we examined the moon samples (in the craft) and carefully placed them in a case. The samples had appeared to be basalt and some braccias, but not like the ones from planet Earth. Finally at one point we had put the Welsh flag on the moon surface beside dozens of other, mostly American, flags.

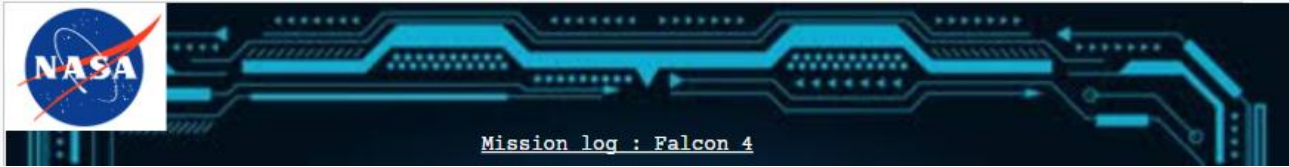
Equipment suggestions and improvements

As for improvements there was quite a lot of accidents with the equipment when doing important jobs (like taking samples of the lunar surface). The most dangerous one was when Peter's visor had cracked while driving one of the moon buggies (stronger glass will be required for future operations). Along with many other issues like when my tether snapped and Juan's oxygen tank malfunctioned (my recommendation is to use stronger material and use better technology).

Report on leaving the site, mission length and preparing to return

The mission was successful and interesting with all the evidence safely packed away in the cargo hold. In total the mission had taken 7 days and 2 hours including landing and docking. The docking was successful, not a scratch on the paint job and not too rough like the landing. We had refueled and reloaded the computer but it seemed that the computer at the time was not working so we had to reconfigure our leave. Finally the navi computer started to work, after the captain had to fix it.

Dosbarth Fioled - Jack



Descent to lunar surface:

We decreased the speed of the spacecraft as we entered lunar orbit, after we had traveled through significant turbulence. We docked on the moon with twenty seconds of limited fuel left to land. As our spacecraft landed, debris was thrown up into the air, it blocked our vision, making it difficult to land. However, our descent was a success.

Report on landing site

After a while, we received the all-clear from Mission Control to disembark the Eagle. I observed that we had landed in a deep crevasse, with walls stretching over a hundred meters, and estimated the width to be nearly a kilometer. The landscape was sparse with only a few rocks strewn across the surface (mainly basalt and breccias). The land was barren and devoid of life. I must recommend this landing site for future missions.

Report on tasks carried out on lunar surface:

After taking the equipment out of quadrant two, we prepared to build the moon rover. Then we set out to place the instruments. We collected over forty-seven kilograms of rock. The rock samples gathered were mainly basalt (similar to the ones formed by Earth's volcanoes) and breccias (also similar to the breccias on Earth).

Report on recommendations:

The space suit maintained a steady temperature throughout the expedition - the adjustments that were made were very small. However, there are a few recommendations I must make: the instruments were not robust - for future missions we should bring replacements; also the bulk of the suit made it difficult to complete the tasks (such as collecting rock and soil samples) efficiently.

Report on leaving lunar surface:

We embarked the lunar module and checked the oxygen levels, the coordinations, and fuel remaining to make the journey towards Earth. Time spent on the lunar surface - three hours and seven minutes. This was shorter than scheduled due to concerns of the remaining fuel being used. We received the all-clear to redock with the command module and subsequently made our ascent towards planet Earth.

Sun Safety


We ask that parents ensure their child(ren) are equipped with a **suitable sun hat and sunscreen** that are clearly labelled and brought to/or kept at school for use/application when required.

Sun hats should be either broad brimmed (bucket style) or legionnaire to shade the face, neck, ears and cheeks.

We recommend that sunscreens have a minimum Sun Protection Factor (SPF) 30, be 'broad-spectrum' (to provide both UVA and UVB protection) and, if labelled with a UVA star rating, carry a minimum of 4 stars.



UV Level Index



Remember to check the UV level each day and ensure you put sunscreen on your child before school, send them in with a suitable sun hat and sunglasses.

School Nurse Team

The School Nursing Service has developed a new Padlet to support the health and wellbeing of children, young people, parents and carers.

This online resource brings together a range of trusted information, advice and support services, covering topics such as emotional wellbeing, healthy lifestyles and where to access help. It is available in any language (Click the 3 dots in top Right-hand corner and select desired language) Please take a look.

You can access the Padlet here:

<https://padlet.com/cavhv/cardiff-vale-school-nursing-nyrsio-ysgol-caerdydd-a-r-fro-iwa6uqnen51otxrc>





BIG DRAMA WEEK

A place for young people to act, sing and dance their way to a brand new stage show this July!

Lle i bobl ifanc actio, canu a dawnsio eu ffordd at berfformiad newydd sbon mis Gorffennaf yma

Llanover Theatre // Theatr Llanofor

27 - 31 July // Gorffennaf

Ages 7-15 oed - 10-3pm // yh - £125

Email // e-bostiwrch: info@actorsworkshop.co.uk

LITTLE KEYPERS

SUMMER Holiday Scheme 2026

Open
8.30am to 5.30pm

Breakfast & afternoon snack included

6
Fun packed weeks of:
Sport
Team games
Craft & Cooking
Themed days & activities

Dates

WK 1
Mon 20 th - Thur 23 rd July
WK 2
Mon 27 th - Thur 30 th July
WK 3
Mon 3 rd - Thur 6 th Aug
WK 4
Mon 10 th - Thur 13 th Aug
WK 5
Mon 17 th - Thur 20 th Aug
WK 6
Mon 24 th - Thur 27 th Aug

**The Holiday Scheme is held at Pontcanna Scout Base CF11 9HX.
For more details please email littlekeypers@hotmail.co.uk**